

# PRACTICE YOUR WAY TO SUPER SPELLING!

Activity:	
Have someone quiz you orally until you get them all correct	
Have someone give you a written test	
Write the words with the phonics skill in a different color	
Bounce a ball to each letter of each word as you spell them out loud	
Make a word search with your spelling words	
Write each word three times	
Write six sentences with two spelling words in each sentence	
Write a story or poem (that makes sense) that uses all of your spelling words	
Jump rope while spelling your words out loud (one jump per letter!)	
Box your words (put each letter in a box – tall letters get tall boxes, smaller letters get smaller boxes)	
Make a crossword puzzle with your words	
Put your words in ABC order	
Write the dictionary definition for each word	

Spell the five hardest words with letters you've cut out from a newspaper or magazine	
Write each word forward and backwards	
Write your words outside with sidewalk chalk	
Type and print your words on a computer (glue or tape the printout into your notebook)	
Create a board game using all of your words	
Create a poster to show the phonics rule with examples of words that follow the rule	
Make a word scramble	
Make flashcards and review them with an adult two times	
Make two sets of flashcards and play concentration with them	
Write your words with water and a paint brush on the sidewalk	
Write your words with colored water on the snow	
Call a friend and quiz each other over the phone	
Spell your words with alphabet noodles or cereal	
Write your words and their parts of speech	
Write your words and divide them into syllables	
Choose your own strategy (talk to your teacher about your idea and points BEFORE you do it!)	

# 3rd Grade Master Spelling List

## Week 1 9-19

Sight words, short a/e words,  
and academic vocabulary

1. high
2. every
3. near
4. west
5. dress
6. best
7. next
8. else
9. checked
10. grand
11. stand
12. am
13. matter
14. forms
15. value
16. area

## Week 3 10-3

Sight words, long a/e words,  
and academic vocabulary

1. save
2. school
3. father
4. keep
5. safe
6. grade
7. reached
8. raise
9. theme
10. scream
11. easy
12. batteries
13. fuel
14. iron
15. solve
16. science

## Week 5 10-17

Sight words, blends st/str,  
and academic vocabulary

1. upon
2. thought
3. gun
4. strong
5. story
6. burst
7. strip
8. stream
9. street
10. distance
11. least
12. hundred
13. east
14. object
15. sum
16. difference

## Week 7 10-31

Sight words, gh/ph words,  
and academic vocabulary

1. along
2. bought
3. close
4. something
5. seem
6. laughed
7. lady
8. enough
9. graph
10. paragraph
11. photograph
12. particle
13. atom
14. element
15. property
16. decimal

## Week 2 9-20

Sight words, short i/o/u words,  
and academic vocabulary

1. between
2. own
3. base
4. country
5. plant
6. slip
7. lunch
8. pond
9. front
10. thump
11. inches
12. yard
13. stored
14. motion
15. expand
16. calculate

## Week 4 10-10

Sight words, long i/o words,  
and academic vocabulary

1. trade
2. start
3. city
4. earth
5. hope
6. stone
7. follow
8. broke
9. sign
10. tiny
11. whole
12. waves
13. current
14. electric
15. digit
16. round

## Week 6 10-24

Sight words, kn/wr words,  
and academic vocabulary

1. cried
2. dried
3. milk
4. let's
5. while
6. known
7. knife
8. knock
9. wrong
10. knot
11. wrinkle
12. wrap
13. wrist
14. knee
15. product
16. quotient

## Week 8 11-7

Sight words, ch/tch  
words, and academic  
vocabulary

1. cloud
2. child
3. open
4. example
5. begin
6. chance
7. match
8. watch
9. batch
10. steel
11. speech
12. source
13. direction
14. travel
15. women
16. demonstrate

Name \_\_\_\_\_

Skill: Book Reports

**Fiction**

## Book Report

Title:

Author:

1. Name two characters in this book. Write a sentence about each one.

1. \_\_\_\_\_

2. \_\_\_\_\_

2. Tell where this story takes place. Write a sentence to describe the setting.

\_\_\_\_\_

3. What is the problem in this story?

\_\_\_\_\_

\_\_\_\_\_

\_\_\_\_\_

4. How is the problem solved?

\_\_\_\_\_

\_\_\_\_\_

\_\_\_\_\_

Title: \_\_\_\_\_

Genre: Fiction Nonfiction

---

---

---

---

---


---

---

---

---

---



Name: \_\_\_\_\_


Date: \_\_\_\_\_

Title \_\_\_\_\_

Author \_\_\_\_\_

Theme \_\_\_\_\_

# YOU ARE THERE!



If you were in this book, who or what would you be?

\_\_\_\_\_

Why?

\_\_\_\_\_

Explain what you would do or what would happen.

\_\_\_\_\_

\_\_\_\_\_

\_\_\_\_\_

\_\_\_\_\_

\_\_\_\_\_

\_\_\_\_\_

\_\_\_\_\_

\_\_\_\_\_

\_\_\_\_\_

\_\_\_\_\_

\_\_\_\_\_

\_\_\_\_\_

\_\_\_\_\_


\_\_\_\_\_

\_\_\_\_\_

\_\_\_\_\_

\_\_\_\_\_

Name \_\_\_\_\_



Name \_\_\_\_\_

Date \_\_\_\_\_

# I Just Finished

See what I just finished reading! I'll draw one of my favorite scenes.



Now I'll tell you a little about this scene.

---

---

---

---

Book \_\_\_\_\_

Author \_\_\_\_\_